



MYGA Top Products

Carrier Name	Annuity Name	Years Rate GTD	Premium Bonus	Current Rate	Base Rate	GTD Yield Surrender	Premium Bonus
Rate Guaranteed 1-Years							
ELCO Mutual Life & Annuity	Guardian Eagle 1 Year \$20,000+	1 yr		4.50	4.50	4.50	
GCU	One Plus Four \$300+	1 yr		4.25	4.25	4.25	
Rate Guaranteed 2-Years							
Upstream Life	Secure Legacy 2 Year \$10,000+	2 yrs		5.25	5.25	5.25	
Axonic Insurance Services	Waypoint 2 MYGA High Band \$100,000+	2 yrs		5.20	5.20	5.20	
Upstream Life	Secure Legacy 2 Year NV \$10,000+	2 yrs		5.15	5.15	5.15	
Oceanview Life and Annuity	Harbourview 2 Mid Band \$70,000+	2 yrs		5.10	5.10	5.10	
Oceanview Life and Annuity	Harbourview 2 High Band \$100,000+	2 yrs		5.10	5.10	5.10	
Aspida	Synergy Choice 2 High Band \$100,000+	2 yrs		5.10	5.10	5.10	
Oceanview Life and Annuity	Harbourview 2 (CA) Mid Band \$70,000+	2 yrs		5.00	5.00	5.00	
Oceanview Life and Annuity	Harbourview 2 (CA) High Band \$100,000+	2 yrs		5.00	5.00	5.00	
Upstream Life	Secure Legacy 2 Year 81+ \$10,000+	2 yrs		5.00	5.00	5.00	
Aspida	Synergy Choice 2 Low Band \$25,000+	2 yrs		4.95	4.95	4.95	
Aspida	WealthLock 2 High Band \$100,000+	2 yrs		4.95	4.95	4.95	
Upstream Life	Secure Legacy 2 Year 81+ NV \$10,000+	2 yrs		4.90	4.90	4.90	
Axonic Insurance Services	Waypoint 2 MYGA Low Band \$20,000+	2 yrs		4.90	4.90	4.90	
Aspida	WealthLock 2 Low Band \$25,000+	2 yrs		4.80	4.80	4.80	
Oceanview Life and Annuity	Harbourview 2 Low Band \$20,000+	2 yrs		4.75	4.75	4.75	
Oceanview Life and Annuity	Harbourview 2 (CA) Low Band \$20,000+	2 yrs		4.65	4.65	4.65	
ELCO Mutual Life & Annuity	Guardian Eagle 2 Year \$10,000+	2 yrs		4.50	4.50	4.50	
SILAC	Secure Savings Elite 2 \$10,000+	2 yrs		3.90	3.90	3.90	
SILAC	Secure Savings Elite 2 (FL) \$10,000+	2 yrs		3.15	3.15	3.15	
SILAC	Secure Savings 2 Year \$10,000+	2 yrs		2.60	2.60	2.60	
Rate Guaranteed 3-Years							
Upstream Life	Secure Legacy 3 Year \$10,000+	3 yrs		6.00	6.00	6.00	
Upstream Life	Secure Legacy 3 Year NV \$10,000+	3 yrs		5.90	5.90	5.90	
Upstream Life	Secure Legacy 3 Year 81+ \$10,000+	3 yrs		5.75	5.75	5.75	

MYGA Top Products

Carrier Name	Annuity Name	Years Rate GTD	Premium Bonus	Current Rate	Base Rate	GTD Yield Surrender	Premium Bonus
Upstream Life	Secure Legacy 3 Year 81+ NV \$10,000+	3 yrs		5.65	5.65	5.65	
NexAnnuity	Nex3 \$10,000+	3 yrs		5.50	5.50	5.50	
Axonic Insurance Services	Waypoint 3 MYGA High Band \$100,000+	3 yrs		5.35	5.35	5.35	
Oceanview Life and Annuity	Harbourview 3 Mid Band \$70,000+	3 yrs		5.20	5.20	5.20	
Oceanview Life and Annuity	Harbourview 3 High Band \$100,000+	3 yrs		5.20	5.20	5.20	
Corebridge Financial	American Pathway Fixed 3 Advisory High Band \$250,000+	3 yrs		5.15	5.15	5.15	
Aspida	Synergy Choice 3 High Band \$100,000+	3 yrs		5.15	5.15	5.15	
Revol One Financial	Excelera 3 Year \$50,000+	3 yrs		5.10	5.10	5.10	
Corebridge Financial	American Pathway Fixed 3 Advisory Mid Band \$100,000+	3 yrs		5.05	5.05	5.05	
Axonic Insurance Services	Waypoint 3 MYGA Low Band \$20,000+	3 yrs		5.05	5.05	5.05	
Aspida	WealthLock 3 High Band \$100,000+	3 yrs		5.05	5.05	5.05	
Oceanview Life and Annuity	Harbourview 3 (CA) Mid Band \$70,000+	3 yrs		5.00	5.00	5.00	
Oceanview Life and Annuity	Harbourview 3 (CA) High Band \$100,000+	3 yrs		5.00	5.00	5.00	
Sagicor Life Insurance Company	Milestone Max MYGA 3 High Band \$75,000+	3 yrs		5.00	5.00	5.00	
Aspida	Synergy Choice 3 Low Band \$25,000+	3 yrs		5.00	5.00	5.00	
Athene IA	Athene Max Rate 3 High Band \$100,000+	3 yrs		4.95	4.95	4.95	
Athene IA	Athene Max Rate 3 (state specific) High Band \$100,000+	3 yrs		4.95	4.95	4.95	
Sagicor Life Insurance Company	Milestone MYGA 3 CA High Band \$100,000+	3 yrs		4.95	4.95	4.95	
Liberty Bankers Life	Bankers Elite 3 CA \$10,000+	3 yrs		4.90	4.90	4.90	
Liberty Bankers Life	Heritage Elite 3 \$10,000+	3 yrs		4.90	4.90	4.90	
Capitol Life Insurance Company	Heritage Elite 3 \$10,000+	3 yrs		4.90	4.90	4.90	
North American Company	NAC Guarantee Plus 3 High Band \$100,000+	3 yrs		4.90	4.90	4.90	
National Life Group	RetireMax Secure 3 MVA High Band \$100,000+	3 yrs		4.90	4.90	4.90	
GCU	Triple Advantage PLUS High Band \$50,000+	3 yrs		4.90	4.90	4.90	
Aspida	WealthLock 3 Low Band \$25,000+	3 yrs		4.90	4.90	4.90	
Oceanview Life and Annuity	Harbourview 3 Low Band \$20,000+	3 yrs		4.85	4.85	4.85	
Capitol Life Insurance Company	Heritage Premier 3 \$10,000+	3 yrs		4.85	4.85	4.85	
Liberty Bankers Life	Heritage Premier 3 \$10,000+	3 yrs		4.85	4.85	4.85	

MYGA Top Products

Carrier Name	Annuity Name	Years Rate GTD	Premium Bonus	Current Rate	Base Rate	GTD Yield Surrender	Premium Bonus
Clear Spring Life	Preserve MYGA 3 <i>High Band \$100,000+</i>	3 yrs		4.85	4.85	4.85	
Capitol Life Insurance Company	Heritage Premier Plus 3 <i>\$10,000+</i>	3 yrs		5.50	4.50	4.83	
Liberty Bankers Life	Heritage Premier Plus 3 <i>\$10,000+</i>	3 yrs		5.50	4.50	4.83	
Oxford Life Insurance Company	Multi-Select 3 <i>\$20,000+</i>	3 yrs		4.80	4.80	4.80	
Atlantic Coast Life	Safe Haven 3 <i>\$5,000+</i>	3 yrs		5.45	4.45	4.78	
EquiTrust Life Insurance Company	Certainty Select 3 <i>\$10,000+</i>	3 yrs		4.75	4.75	4.75	
Corebridge Financial	Corebridge Pathway Choice™ Fixed 3 Annuity <i>Mid Band \$100,000+</i>	3 yrs		4.75	4.75	4.75	
Corebridge Financial	Corebridge Pathway Choice™ Fixed 3 Annuity <i>High Band \$250,000+</i>	3 yrs		4.75	4.75	4.75	
Corebridge Financial	Corebridge Pathway Choice™ Fixed 3 Annuity GROP <i>Mid Band \$100,000+</i>	3 yrs		4.75	4.75	4.75	
Corebridge Financial	Corebridge Pathway Choice™ Fixed 3 Annuity GROP <i>High Band \$250,000+</i>	3 yrs		4.75	4.75	4.75	
Pacific Guardian Life	Diamond Head 3 <i>\$10,000+</i>	3 yrs		4.75	4.75	4.75	
Fidelity & Guaranty Life	FG Guarantee-Platinum 3 <i>\$20,000+</i>	3 yrs		4.75	4.75	4.75	
Sagicor Life Insurance Company	Milestone Max MYGA 3 <i>Low Band \$25,000+</i>	3 yrs		4.75	4.75	4.75	
Global Atlantic Financial Group	SecureFore 3 <i>High Band \$100,000+</i>	3 yrs		4.75	4.75	4.75	
Athene IA	Athene Max Rate 3 <i>Low Band \$10,000+</i>	3 yrs		4.70	4.70	4.70	
Athene IA	Athene Max Rate 3 (state specific) <i>Low Band \$10,000+</i>	3 yrs		4.70	4.70	4.70	
Sagicor Life Insurance Company	Milestone MYGA 3 CA <i>Mid Band \$50,000+</i>	3 yrs		4.70	4.70	4.70	
American National Insurance Co.	Palladium MYG Annuity 3 <i>High Band \$250,000+</i>	3 yrs		4.70	4.70	4.70	
Securian Financial	SecureOption Choice 3 <i>High Band \$500,000+</i>	3 yrs		4.70	4.70	4.70	
Ibexis	MYGA Plus 3 (Simple Interest) <i>High Band \$100,000+</i>	3 yrs		4.90	4.90	4.68	
Oceanview Life and Annuity	Harbourview 3 (CA) <i>Low Band \$20,000+</i>	3 yrs		4.65	4.65	4.65	
Liberty Bankers Life	Bankers 3 CA <i>\$10,000+</i>	3 yrs		4.60	4.60	4.60	
Liberty Bankers Life	Heritage Classic 3 <i>\$10,000+</i>	3 yrs		4.60	4.60	4.60	
Capitol Life Insurance Company	Heritage Classic 3 <i>\$10,000+</i>	3 yrs		4.60	4.60	4.60	
National Life Group	RetireMax Secure 3 MVA <i>Low Band \$25,000+</i>	3 yrs		4.60	4.60	4.60	
Securian Financial	SecureOption Choice 3 CA <i>High Band \$500,000+</i>	3 yrs		4.60	4.60	4.60	

MYGA Top Products

Carrier Name	Annuity Name	Years Rate GTD	Premium Bonus	Current Rate	Base Rate	GTD Yield Surrender	Premium Bonus
Ibexis	MYGA Plus 3 (Simple Interest) CA <i>High Band \$100,000+</i>	3 yrs		4.80	4.80	4.59	
American National Insurance Co.	Palladium MYG Annuity 3 <i>Mid Band \$100,000+</i>	3 yrs		4.55	4.55	4.55	
Clear Spring Life	Preserve MYGA 3 <i>Low Band \$10,000+</i>	3 yrs		4.55	4.55	4.55	
Securian Financial	SecureOption Choice 3 <i>Mid Band \$100,000+</i>	3 yrs		4.55	4.55	4.55	
Atlantic Coast Life	Safe Haven 3 - 86-90 <i>\$5,000+</i>	3 yrs		5.20	4.20	4.53	
Atlantic Coast Life	Safe Haven 3 FL <i>\$5,000+</i>	3 yrs		5.20	4.20	4.53	
Corebridge Financial	American Pathway Fixed 3 Advisory <i>Low Band \$25,000+</i>	3 yrs		4.50	4.50	4.50	
ELCO Mutual Life & Annuity	Guardian Eagle 3 Year <i>\$10,000+</i>	3 yrs		4.50	4.50	4.50	
The Standard	Multi-Choice 3 <i>High Band \$100,000+</i>	3 yrs		4.50	4.50	4.50	
North American Company	NAC Guarantee Plus 3 <i>Low Band \$20,000+</i>	3 yrs		4.50	4.50	4.50	
National Life Group	RetireMax Secure 3 <i>High Band \$100,000+</i>	3 yrs		4.50	4.50	4.50	
SILAC	Secure Savings Elite 3 <i>\$10,000+</i>	3 yrs		4.50	4.50	4.50	
Global Atlantic Financial Group	SecureFore 3 <i>Low Band \$10,000+</i>	3 yrs		4.50	4.50	4.50	
Symetra Life Insurance Company	Symetra Select Max 3 <i>High Band \$250,000+</i>	3 yrs		4.50	4.50	4.50	
GCU	Triple Advantage PLUS <i>Mid Band \$5,000+</i>	3 yrs		4.50	4.50	4.50	
The Standard	Focused Growth Annuity 3 <i>High Band \$100,000+</i>	3 yrs		4.45	4.45	4.45	
The Standard	Multi-Choice 3 Interest Only Withdrawals <i>High Band \$100,000+</i>	3 yrs		4.45	4.45	4.45	
American National Insurance Co.	Palladium MYG Annuity 3 <i>Low Band \$5,000+</i>	3 yrs		4.45	4.45	4.45	
Sentinel Security Life Ins. Co.	Personal Choice Annuity 3 <i>\$2,500+</i>	3 yrs		4.45	4.45	4.45	
Securian Financial	SecureOption Choice 3 CA <i>Mid Band \$100,000+</i>	3 yrs		4.45	4.45	4.45	
Symetra Life Insurance Company	Symetra Select Max 3 <i>Mid Band \$100,000+</i>	3 yrs		4.45	4.45	4.45	
The United States Life Ins. Co. (NY)	Corebridge Pathway Choice™ Prime NY 3 <i>High Band \$249,999+</i>	3 yrs		4.40	4.40	4.40	
The Standard	Multi-Choice 3 10% Withdrawal Provision <i>High Band \$100,000+</i>	3 yrs		4.40	4.40	4.40	
Securian Financial	SecureOption Choice 3 <i>Low Band \$25,000+</i>	3 yrs		4.40	4.40	4.40	
The United States Life Ins. Co. (NY)	Corebridge Pathway Choice™ Prime NY 3 <i>Mid Band \$99,999+</i>	3 yrs		4.35	4.35	4.35	
Symetra Life Insurance Company	Symetra Select Pro 3 <i>High Band \$250,000+</i>	3 yrs		4.35	4.35	4.35	
Corebridge Financial	Corebridge Pathway Choice™ Fixed 3 Annuity <i>Low Band \$25,000+</i>	3 yrs		4.30	4.30	4.30	
Corebridge Financial	Corebridge Pathway Choice™ Fixed 3 Annuity GROP <i>Low Band \$25,000+</i>	3 yrs		4.30	4.30	4.30	

MYGA Top Products

Carrier Name	Annuity Name	Years Rate GTD	Premium Bonus	Current Rate	Base Rate	GTD Yield Surrender	Premium Bonus
The Standard	Multi-Choice 3 10% Withdrawal Provision ROP <i>High Band \$100,000+</i>	3 yrs		4.30	4.30	4.30	
Securian Financial	SecureOption Choice 3 CA <i>Low Band \$25,000+</i>	3 yrs		4.30	4.30	4.30	
Symetra Life Insurance Company	Symetra Select Pro 3 <i>Mid Band \$100,000+</i>	3 yrs		4.30	4.30	4.30	
Ibexis	MYGA Plus 3 (Simple Interest) <i>Low Band \$10,000+</i>	3 yrs		4.45	4.45	4.27	
The United States Life Ins. Co. (NY)	Corebridge Pathway Choice™ Prime NY ROP 3 <i>High Band \$249,999+</i>	3 yrs		4.25	4.25	4.25	
The United States Life Ins. Co. (NY)	Corebridge Pathway Choice™ Prime NY ROP 3 <i>Mid Band \$99,999+</i>	3 yrs		4.20	4.20	4.20	
The Standard	Multi-Choice 3 <i>Low Band \$15,000+</i>	3 yrs		4.20	4.20	4.20	
National Life Group	RetireMax Secure 3 <i>Low Band \$25,000+</i>	3 yrs		4.20	4.20	4.20	
Symetra Life Insurance Company	Symetra Select Pro 3 GROF <i>High Band \$250,000+</i>	3 yrs		4.20	4.20	4.20	
Ibexis	MYGA Plus 3 (Simple Interest) CA <i>Low Band \$10,000+</i>	3 yrs		4.35	4.35	4.17	
The Standard	Focused Growth Annuity 3 <i>Low Band \$15,000+</i>	3 yrs		4.15	4.15	4.15	
The Standard	Multi-Choice 3 Interest Only Withdrawals <i>Low Band \$15,000+</i>	3 yrs		4.15	4.15	4.15	
Sentinel Security Life Ins. Co.	Personal Choice Annuity 3 (FL) <i>\$2,500+</i>	3 yrs		4.15	4.15	4.15	
Sentinel Security Life Ins. Co.	Personal Choice Annuity 3 MN <i>\$2,500+</i>	3 yrs		4.15	4.15	4.15	
Symetra Life Insurance Company	Symetra Select Max 3 <i>Mid Band \$50,000+</i>	3 yrs		4.15	4.15	4.15	
Symetra Life Insurance Company	Symetra Select Pro 3 GROF <i>Mid Band \$100,000+</i>	3 yrs		4.15	4.15	4.15	
The United States Life Ins. Co. (NY)	Corebridge Pathway Choice™ Focus NY 3 <i>High Band \$249,999+</i>	3 yrs		4.10	4.10	4.10	
The Standard	Multi-Choice 3 10% Withdrawal Provision <i>Low Band \$15,000+</i>	3 yrs		4.10	4.10	4.10	
Sentinel Security Life Ins. Co.	Personal Choice Annuity 3 86-90 <i>\$2,500+</i>	3 yrs		4.10	4.10	4.10	
The United States Life Ins. Co. (NY)	Corebridge Pathway Choice™ Focus NY 3 <i>Mid Band \$99,999+</i>	3 yrs		4.05	4.05	4.05	
Symetra Life Insurance Company	Symetra Select Max 3 <i>Low Band \$10,000+</i>	3 yrs		4.05	4.05	4.05	
Athene Annuity & Life Assurance Co. of New York	Athene Max Rate 3 MYGA - NY <i>High Band \$100,000+</i>	3 yrs		4.00	4.00	4.00	
Revol One Financial	Excelera Plus 3 Year <i>\$50,000+</i>	3 yrs		4.00	4.00	4.00	
The Standard	Multi-Choice 3 10% Withdrawal Provision ROP <i>Low Band \$15,000+</i>	3 yrs		4.00	4.00	4.00	
GCU	Triple Advantage PLUS <i>Low Band \$300+</i>	3 yrs		4.00	4.00	4.00	
The United States Life Ins. Co. (NY)	Corebridge Pathway Choice™ Focus NY 3 ROP <i>High Band \$249,999+</i>	3 yrs		3.95	3.95	3.95	

MYGA Top Products

Carrier Name	Annuity Name	Years Rate GTD	Premium Bonus	Current Rate	Base Rate	GTD Yield Surrender	Premium Bonus
Sagicor Life Insurance Company	Milestone MYGA 3 CA <i>Low Band \$15,000+</i>	3 yrs		3.95	3.95	3.95	
Sentinel Security Life Ins. Co.	Personal Choice Annuity 3 (CA) <i>\$2,500+</i>	3 yrs		3.95	3.95	3.95	
Symetra Life Insurance Company	Symetra Select Pro 3 <i>Mid Band \$50,000+</i>	3 yrs		3.95	3.95	3.95	
The United States Life Ins. Co. (NY)	Corebridge Pathway Choice sm Focus NY 3 ROP <i>Mid Band \$99,999+</i>	3 yrs		3.90	3.90	3.90	
Symetra Life Insurance Company	Symetra Select Pro 3 <i>Low Band \$10,000+</i>	3 yrs		3.85	3.85	3.85	
The United States Life Ins. Co. (NY)	Corebridge Pathway Choice sm Prime NY 3 <i>Low Band \$25,000+</i>	3 yrs		3.80	3.80	3.80	
Sentinel Security Life Ins. Co.	Personal Choice Annuity 3 MN 86-90 <i>\$2,500+</i>	3 yrs		3.80	3.80	3.80	
Athene Annuity & Life Assurance Co. of New York	Athene Max Rate 3 MYGA - NY <i>Low Band \$5,000+</i>	3 yrs		3.75	3.75	3.75	
Amer. Equity Investment Life Ins. Co.	GuaranteeShield 3 <i>Mid Band \$100,000+</i>	3 yrs		3.75	3.75	3.75	
Amer. Equity Investment Life Ins. Co.	GuaranteeShield 3 <i>High Band \$250,000+</i>	3 yrs		3.75	3.75	3.75	
Guaranty Income Life	Guaranty Rate Lock 3 <i>Mid Band \$100,000+</i>	3 yrs		3.70	3.70	3.70	
Guaranty Income Life	Guaranty Rate Lock 3 <i>High Band \$250,000+</i>	3 yrs		3.70	3.70	3.70	
MassMutual Ascend Life Ins. Co.	SecureGain 3 <i>High Band \$100,000+</i>	3 yrs		3.70	3.70	3.70	
The United States Life Ins. Co. (NY)	Corebridge Pathway Choice sm Prime NY ROP 3 <i>Low Band \$25,000+</i>	3 yrs		3.65	3.65	3.65	
Symetra Life Insurance Company	Symetra Select Pro 3 GROPS <i>Mid Band \$50,000+</i>	3 yrs		3.65	3.65	3.65	
Guaranty Income Life	Guaranty Rate Lock 3 <i>Low Band \$10,000+</i>	3 yrs		3.60	3.60	3.60	
Amer. Equity Investment Life Ins. Co.	GuaranteeShield 3 <i>Low Band \$10,000+</i>	3 yrs		3.50	3.50	3.50	
SILAC	Secure Savings Elite 3 (FL) <i>\$10,000+</i>	3 yrs		3.50	3.50	3.50	
MassMutual Ascend Life Ins. Co.	SecureGain 3 Non-MVA <i>High Band \$100,000+</i>	3 yrs		3.50	3.50	3.50	
MassMutual Ascend Life Ins. Co.	SecureGain 3 <i>Low Band \$10,000+</i>	3 yrs		3.35	3.35	3.35	
Amer. Natl. Life Ins. Co. of NY	Palladium MYG 3 NY <i>High Band \$250,000+</i>	3 yrs		3.30	3.30	3.30	
MassMutual Ascend Life Ins. Co.	SecureGain 3 Non-MVA <i>Low Band \$10,000+</i>	3 yrs		3.30	3.30	3.30	
The United States Life Ins. Co. (NY)	Corebridge Pathway Choice sm Focus NY 3 <i>Low Band \$25,000+</i>	3 yrs		3.25	3.25	3.25	
The United States Life Ins. Co. (NY)	Corebridge Pathway Choice sm Focus NY 3 ROP <i>Low Band \$25,000+</i>	3 yrs		3.20	3.20	3.20	
Symetra Life Insurance Company	Symetra Select Pro 3 GROPS <i>Low Band \$10,000+</i>	3 yrs		3.20	3.20	3.20	
Amer. Natl. Life Ins. Co. of NY	Palladium MYG 3 NY <i>Mid Band \$100,000+</i>	3 yrs		3.15	3.15	3.15	
SILAC	Secure Savings 3 Year <i>\$10,000+</i>	3 yrs		3.15	3.15	3.15	

MYGA Top Products

Carrier Name	Annuity Name	Years Rate GTD	Premium Bonus	Current Rate	Base Rate	GTD Yield Surrender	Premium Bonus
Amer. Natl. Life Ins. Co. of NY	Palladium MYG 3 NY <i>Low Band \$5,000+</i>	3 yrs		3.05	3.05	3.05	
Rate Guaranteed 4-Years							
Upstream Life	Secure Legacy 4 Year <i>\$10,000+</i>	4 yrs		5.70	5.70	5.70	
Upstream Life	Secure Legacy 4 Year NV <i>\$10,000+</i>	4 yrs		5.60	5.60	5.60	
Upstream Life	Secure Legacy 4 Year 81+ <i>\$10,000+</i>	4 yrs		5.45	5.45	5.45	
Oceanview Life and Annuity	Harbourview 4 <i>Mid Band \$70,000+</i>	4 yrs		5.40	5.40	5.40	
Oceanview Life and Annuity	Harbourview 4 <i>High Band \$100,000+</i>	4 yrs		5.40	5.40	5.40	
Upstream Life	Secure Legacy 4 Year 81+ NV <i>\$10,000+</i>	4 yrs		5.35	5.35	5.35	
Oxford Life Insurance Company	Multi-Select 4 <i>\$20,000+</i>	4 yrs		5.30	5.30	5.30	
Oceanview Life and Annuity	Harbourview 4 (CA) <i>Mid Band \$70,000+</i>	4 yrs		5.25	5.25	5.25	
Oceanview Life and Annuity	Harbourview 4 (CA) <i>High Band \$100,000+</i>	4 yrs		5.25	5.25	5.25	
Nassau Life and Annuity Company	Nassau Simple Annuity 4 <i>\$5,000+</i>	4 yrs		5.25	5.25	5.25	
Oceanview Life and Annuity	Harbourview 4 <i>Low Band \$20,000+</i>	4 yrs		5.05	5.05	5.05	
Sagicor Life Insurance Company	Milestone Max MYGA 4 <i>High Band \$75,000+</i>	4 yrs		5.00	5.00	5.00	
Sagicor Life Insurance Company	Milestone MYGA 4 CA <i>High Band \$100,000+</i>	4 yrs		4.95	4.95	4.95	
Clear Spring Life	Preserve MYGA 4 <i>High Band \$100,000+</i>	4 yrs		4.95	4.95	4.95	
Oceanview Life and Annuity	Harbourview 4 (CA) <i>Low Band \$20,000+</i>	4 yrs		4.90	4.90	4.90	
Corebridge Financial	Corebridge Pathway Choice sm Fixed 4 Annuity <i>Mid Band \$100,000+</i>	4 yrs		4.75	4.75	4.75	
Corebridge Financial	Corebridge Pathway Choice sm Fixed 4 Annuity <i>High Band \$250,000+</i>	4 yrs		4.75	4.75	4.75	
Pacific Guardian Life	Diamond Head 4 <i>\$10,000+</i>	4 yrs		4.75	4.75	4.75	
Sagicor Life Insurance Company	Milestone Max MYGA 4 <i>Low Band \$25,000+</i>	4 yrs		4.75	4.75	4.75	
Sagicor Life Insurance Company	Milestone MYGA 4 CA <i>Mid Band \$50,000+</i>	4 yrs		4.70	4.70	4.70	
Clear Spring Life	Preserve MYGA 4 <i>Low Band \$10,000+</i>	4 yrs		4.65	4.65	4.65	
American General Life Ins. Co.	American Pathway VisionMYG 4 <i>High Band \$100,000+</i>	4 yrs		4.50	4.50	4.50	
Corebridge Financial	American Pathway VisionMYG 4 <i>High Band \$100,000+</i>	4 yrs		4.50	4.50	4.50	
The United States Life Ins. Co. (NY)	Corebridge Pathway Choice sm Prime NY 4 <i>High Band \$249,999+</i>	4 yrs		4.45	4.45	4.45	
The United States Life Ins. Co. (NY)	Corebridge Pathway Choice sm Prime NY 4 <i>Mid Band \$99,999+</i>	4 yrs		4.40	4.40	4.40	

MYGA Top Products

Carrier Name	Annuity Name	Years Rate GTD	Premium Bonus	Current Rate	Base Rate	GTD Yield Surrender	Premium Bonus
Corebridge Financial	Corebridge Pathway Choice™ Fixed 4 Annuity <i>Low Band \$25,000+</i>	4 yrs		4.30	4.30	4.30	
The United States Life Ins. Co. (NY)	Corebridge Pathway Choice™ Prime NY ROP 4 <i>High Band \$249,999+</i>	4 yrs		4.30	4.30	4.30	
The United States Life Ins. Co. (NY)	Corebridge Pathway Choice™ Prime NY ROP 4 <i>Mid Band \$99,999+</i>	4 yrs		4.25	4.25	4.25	
National Integrity Life Ins.	MultiVantage 4 <i>\$20,000+</i>	4 yrs		4.95	3.95	4.20	
Integrity Life Insurance Company	MultiVantage 4 <i>\$20,000+</i>	4 yrs		4.95	3.95	4.20	
The United States Life Ins. Co. (NY)	Corebridge Pathway Choice™ Focus NY 4 <i>High Band \$249,999+</i>	4 yrs		4.15	4.15	4.15	
Sagicor Life Insurance Company	Milestone MYGA 4 CA <i>Low Band \$15,000+</i>	4 yrs		4.15	4.15	4.15	
The United States Life Ins. Co. (NY)	Corebridge Pathway Choice™ Focus NY 4 <i>Mid Band \$99,999+</i>	4 yrs		4.10	4.10	4.10	
The United States Life Ins. Co. (NY)	Corebridge Pathway Choice™ Focus NY 4 ROP <i>High Band \$249,999+</i>	4 yrs		4.00	4.00	4.00	
The United States Life Ins. Co. (NY)	Corebridge Pathway Choice™ Focus NY 4 ROP <i>Mid Band \$99,999+</i>	4 yrs		3.95	3.95	3.95	
The United States Life Ins. Co. (NY)	Corebridge Pathway Choice™ Prime NY 4 <i>Low Band \$25,000+</i>	4 yrs		3.95	3.95	3.95	
Guaranty Income Life	Guaranty Rate Lock 4 <i>Mid Band \$100,000+</i>	4 yrs		3.90	3.90	3.90	
Guaranty Income Life	Guaranty Rate Lock 4 <i>High Band \$250,000+</i>	4 yrs		3.90	3.90	3.90	
The United States Life Ins. Co. (NY)	Corebridge Pathway Choice™ Prime NY ROP 4 <i>Low Band \$25,000+</i>	4 yrs		3.80	3.80	3.80	
Guaranty Income Life	Guaranty Rate Lock 4 <i>Low Band \$10,000+</i>	4 yrs		3.80	3.80	3.80	
Corebridge Financial	American Pathway VisionMYG 4 <i>Low Band \$25,000+</i>	4 yrs		3.75	3.75	3.75	
American General Life Ins. Co.	American Pathway VisionMYG 4 <i>Low Band \$25,000+</i>	4 yrs		3.75	3.75	3.75	
The United States Life Ins. Co. (NY)	Corebridge Pathway Choice™ Focus NY 4 <i>Low Band \$25,000+</i>	4 yrs		3.25	3.25	3.25	
The United States Life Ins. Co. (NY)	Corebridge Pathway Choice™ Focus NY 4 ROP <i>Low Band \$25,000+</i>	4 yrs		3.20	3.20	3.20	
Rate Guaranteed 5-Years							
Upstream Life	Secure Legacy 5 Year <i>\$10,000+</i>	5 yrs		5.95	5.95	5.95	
Upstream Life	Secure Legacy 5 Year NV <i>\$10,000+</i>	5 yrs		5.85	5.85	5.85	
Upstream Life	Secure Legacy 5 Year 81+ <i>\$10,000+</i>	5 yrs		5.70	5.70	5.70	
Upstream Life	Secure Legacy 5 Year 81+ NV <i>\$10,000+</i>	5 yrs		5.60	5.60	5.60	
Axonic Insurance Services	Waypoint 5 MYGA <i>High Band \$100,000+</i>	5 yrs		5.55	5.55	5.55	

MYGA Top Products

Carrier Name	Annuity Name	Years Rate GTD	Premium Bonus	Current Rate	Base Rate	GTD Yield Surrender	Premium Bonus
Nassau Life and Annuity Company	Nassau MYAnnuity 5X 0% Free \$10,000+	5 yrs		5.50	5.50	5.50	
NexAnnuity	Nex5 \$10,000+	5 yrs		5.50	5.50	5.50	
Revol One Financial	Excelera 5 Year \$50,000+	5 yrs		5.40	5.40	5.40	
American National Insurance Co.	Palladium MYG Annuity 5 High Band \$250,000+	5 yrs		5.35	5.35	5.35	
Oceanview Life and Annuity	Harbourview 5 Mid Band \$70,000+	5 yrs		5.30	5.30	5.30	
Oceanview Life and Annuity	Harbourview 5 High Band \$100,000+	5 yrs		5.30	5.30	5.30	
Sagicor Life Insurance Company	Milestone Max MYGA 5 High Band \$75,000+	5 yrs		5.30	5.30	5.30	
Nassau Life and Annuity Company	Nassau MYAnnuity 5X 10% Free \$10,000+	5 yrs		5.30	5.30	5.30	
Sagicor Life Insurance Company	Milestone MYGA 5 CA High Band \$100,000+	5 yrs		5.25	5.25	5.25	
Oxford Life Insurance Company	Multi-Select 5 \$20,000+	5 yrs		5.25	5.25	5.25	
Aspida	Synergy Choice 5 High Band \$100,000+	5 yrs		5.25	5.25	5.25	
Athene IA	Athene Max Rate 5 High Band \$100,000+	5 yrs		5.20	5.20	5.20	
American National Insurance Co.	Palladium MYG Annuity 5 Mid Band \$100,000+	5 yrs		5.20	5.20	5.20	
Protective Life	Secure Saver 5 High Band \$75,000+	5 yrs		5.20	5.20	5.20	
Axonic Insurance Services	Waypoint 5 MYGA Low Band \$20,000+	5 yrs		5.20	5.20	5.20	
Aspida	WealthLock 5 High Band \$100,000+	5 yrs		5.20	5.20	5.20	
MassMutual Ascend Life Ins. Co.	Advantage 5 Advisory High Band \$250,000+	5 yrs		5.15	5.15	5.15	
Corebridge Financial	American Pathway Fixed 5 Advisory High Band \$250,000+	5 yrs		5.15	5.15	5.15	
Athene IA	Athene Max Rate 5 (state specific) High Band \$100,000+	5 yrs		5.15	5.15	5.15	
Oceanview Life and Annuity	Harbourview 5 (CA) Mid Band \$70,000+	5 yrs		5.15	5.15	5.15	
Oceanview Life and Annuity	Harbourview 5 (CA) High Band \$100,000+	5 yrs		5.15	5.15	5.15	
North American Company	NAC Guarantee Plus 5 High Band \$100,000+	5 yrs		5.15	5.15	5.15	
Liberty Bankers Life	Bankers Elite 5 CA \$10,000+	5 yrs		5.10	5.10	5.10	
Liberty Bankers Life	Heritage Elite 5 \$10,000+	5 yrs		5.10	5.10	5.10	
Capitol Life Insurance Company	Heritage Elite 5 \$10,000+	5 yrs		5.10	5.10	5.10	
American National Insurance Co.	Palladium MYG Annuity 5 Low Band \$5,000+	5 yrs		5.10	5.10	5.10	
Aspida	Synergy Choice 5 Low Band \$25,000+	5 yrs		5.10	5.10	5.10	
MassMutual Ascend Life Ins. Co.	Advantage 5 Advisory Low Band \$50,000+	5 yrs		5.05	5.05	5.05	

MYGA Top Products

Carrier Name	Annuity Name	Years Rate GTD	Premium Bonus	Current Rate	Base Rate	GTD Yield Surrender	Premium Bonus
Corebridge Financial	American Pathway Fixed 5 Advisory <i>Mid Band \$100,000+</i>	5 yrs		5.05	5.05	5.05	
Sagicor Life Insurance Company	Milestone Max MYGA 5 <i>Low Band \$25,000+</i>	5 yrs		5.05	5.05	5.05	
Clear Spring Life	Preserve MYGA 5 <i>High Band \$100,000+</i>	5 yrs		5.05	5.05	5.05	
Symetra Life Insurance Company	Symetra Select Max 5 <i>High Band \$250,000+</i>	5 yrs		5.05	5.05	5.05	
Aspida	WealthLock 5 <i>Low Band \$25,000+</i>	5 yrs		5.05	5.05	5.05	
Liberty Bankers Life	Bankers 5 Premier CA <i>\$10,000+</i>	5 yrs		5.00	5.00	5.00	
Liberty Bankers Life	Bankers 5 Premier Plus CA <i>\$10,000+</i>	5 yrs		5.80	4.80	5.00	
EquiTrust Life Insurance Company	Certainty Select 5 <i>\$10,000+</i>	5 yrs		5.00	5.00	5.00	
Pacific Guardian Life	Diamond Head 5 <i>\$10,000+</i>	5 yrs		5.00	5.00	5.00	
Fidelity & Guaranty Life	FG Guarantee-Platinum 5 <i>\$20,000+</i>	5 yrs		5.00	5.00	5.00	
Liberty Bankers Life	Heritage Premier 5 <i>\$10,000+</i>	5 yrs		5.00	5.00	5.00	
Capitol Life Insurance Company	Heritage Premier 5 <i>\$10,000+</i>	5 yrs		5.00	5.00	5.00	
Capitol Life Insurance Company	Heritage Premier Plus 5 <i>\$10,000+</i>	5 yrs		5.80	4.80	5.00	
Liberty Bankers Life	Heritage Premier Plus 5 <i>\$10,000+</i>	5 yrs		5.80	4.80	5.00	
Sagicor Life Insurance Company	Milestone MYGA 5 CA <i>Mid Band \$50,000+</i>	5 yrs		5.00	5.00	5.00	
The Standard	Multi-Choice 5 <i>High Band \$100,000+</i>	5 yrs		5.00	5.00	5.00	
National Life Group	RetireMax Secure 5 MVA <i>High Band \$100,000+</i>	5 yrs		5.00	5.00	5.00	
Global Atlantic Financial Group	SecureFore 5 <i>High Band \$100,000+</i>	5 yrs		5.00	5.00	5.00	
Securian Financial	SecureOption Choice 5 <i>High Band \$500,000+</i>	5 yrs		5.00	5.00	5.00	
Symetra Life Insurance Company	Symetra Select Max 5 <i>Mid Band \$100,000+</i>	5 yrs		5.00	5.00	5.00	
Mutual of Omaha	Ultra Premier 5 <i>\$25,000+</i>	5 yrs		5.00	5.00	5.00	
Athene IA	Athene Max Rate 5 <i>Low Band \$10,000+</i>	5 yrs		4.95	4.95	4.95	
The Standard	Focused Growth Annuity 5 <i>High Band \$100,000+</i>	5 yrs		4.95	4.95	4.95	
Guaranty Income Life	Guaranty Rate Lock 5 <i>Mid Band \$100,000+</i>	5 yrs		4.95	4.95	4.95	
Guaranty Income Life	Guaranty Rate Lock 5 <i>High Band \$250,000+</i>	5 yrs		4.95	4.95	4.95	
Oceanview Life and Annuity	Harbourview 5 <i>Low Band \$20,000+</i>	5 yrs		4.95	4.95	4.95	
The Standard	Multi-Choice 5 Interest Only Withdrawals <i>High Band \$100,000+</i>	5 yrs		4.95	4.95	4.95	
Nassau Life Insurance Co. (NY)	MYAnnuity 5X 0% Free <i>\$10,000+</i>	5 yrs		4.95	4.95	4.95	

MYGA Top Products

Carrier Name	Annuity Name	Years Rate GTD	Premium Bonus	Current Rate	Base Rate	GTD Yield Surrender	Premium Bonus
Atlantic Coast Life	Safe Haven 5 \$5,000+	5 yrs ↻		5.75	4.75	4.95	
Athene IA	Athene Max Rate 5 (state specific) <i>Low Band \$10,000+</i>	5 yrs		4.90	4.90	4.90	
The Standard	Multi-Choice 5 10% Withdrawal Provision <i>High Band \$100,000+</i>	5 yrs ↻		4.90	4.90	4.90	
North American Company	NAC Guarantee Plus 5 <i>Low Band \$20,000+</i>	5 yrs ↻		4.90	4.90	4.90	
Securian Financial	SecureOption Choice 5 CA <i>High Band \$500,000+</i>	5 yrs		4.90	4.90	4.90	
Symetra Life Insurance Company	Symetra Select Pro 5 <i>High Band \$250,000+</i>	5 yrs		4.90	4.90	4.90	
Protective Life	Balance Annuity 5 MYGA <i>High Band \$100,000+</i>	5 yrs	2.50	6.96	4.35	4.87	2.50
Ibexis	MYGA Plus 5 (Simple Interest) <i>High Band \$100,000+</i>	5 yrs ↻		5.35	5.35	4.86	
Guaranty Income Life	Guaranty Rate Lock 5 <i>Low Band \$10,000+</i>	5 yrs ↻		4.85	4.85	4.85	
ELCO Mutual Life & Annuity	Guardian Eagle 5 Year \$10,000+	5 yrs		4.85	4.85	4.85	
Protective Life	Secure Saver 5 <i>Mid Band \$25,000+</i>	5 yrs		4.85	4.85	4.85	
Securian Financial	SecureOption Choice 5 <i>Mid Band \$100,000+</i>	5 yrs		4.85	4.85	4.85	
Symetra Life Insurance Company	Symetra Select Pro 5 <i>Mid Band \$100,000+</i>	5 yrs		4.85	4.85	4.85	
Oceanview Life and Annuity	Harbourview 5 (CA) <i>Low Band \$20,000+</i>	5 yrs ↻		4.80	4.80	4.80	
The Standard	Multi-Choice 5 10% Withdrawal Provision ROP <i>High Band \$100,000+</i>	5 yrs ↻		4.80	4.80	4.80	
Mutual of Omaha	Ultra - Secure Plus 5 <i>High Band \$50,000+</i>	5 yrs ↻		4.80	4.80	4.80	
Ibexis	MYGA Plus 5 (Simple Interest) CA <i>High Band \$100,000+</i>	5 yrs ↻		5.25	5.25	4.77	
Corebridge Financial	American Pathway Fixed 5 Annuity - No GROF with MVA <i>High Band \$100,000+</i>	5 yrs		4.75	4.75	4.75	
Corebridge Financial	Corebridge Pathway Choice™ Fixed 5 Annuity <i>Mid Band \$100,000+</i>	5 yrs		4.75	4.75	4.75	
Corebridge Financial	Corebridge Pathway Choice™ Fixed 5 Annuity <i>High Band \$250,000+</i>	5 yrs		4.75	4.75	4.75	
Corebridge Financial	Corebridge Pathway Choice™ Fixed 5 Annuity GROF <i>Mid Band \$100,000+</i>	5 yrs		4.75	4.75	4.75	
Corebridge Financial	Corebridge Pathway Choice™ Fixed 5 Annuity GROF <i>High Band \$250,000+</i>	5 yrs		4.75	4.75	4.75	
Nassau Life Insurance Co. (NY)	MYAnnuity 5X 10%/Free \$10,000+	5 yrs ↻		4.75	4.75	4.75	
Clear Spring Life	Preserve MYGA 5 <i>Low Band \$10,000+</i>	5 yrs ↻		4.75	4.75	4.75	
SILAC	Secure Savings Elite 5 \$10,000+	5 yrs ↻		4.75	4.75	4.75	

MYGA Top Products

Carrier Name	Annuity Name	Years Rate GTD	Premium Bonus	Current Rate	Base Rate	GTD Yield Surrender	Premium Bonus
Global Atlantic Financial Group	SecureFore 5 Low Band \$10,000+	5 yrs		4.75	4.75	4.75	
Securian Financial	SecureOption Choice 5 CA Mid Band \$100,000+	5 yrs		4.75	4.75	4.75	
Symetra Life Insurance Company	Symetra Select Pro 5 GROP High Band \$250,000+	5 yrs		4.75	4.75	4.75	
Corebridge Financial	American Pathway Fixed 5 Annuity - GROP with MVA High Band \$100,000+	5 yrs		4.70	4.70	4.70	
Corebridge Financial	American Pathway Fixed 5 Annuity - No GROP High Band \$100,000+	5 yrs		4.70	4.70	4.70	
Liberty Bankers Life	Bankers 5 CA \$10,000+	5 yrs		4.70	4.70	4.70	
Liberty Bankers Life	Heritage Classic 5 \$10,000+	5 yrs	🔄	4.70	4.70	4.70	
Capitol Life Insurance Company	Heritage Classic 5 \$10,000+	5 yrs	🔄	4.70	4.70	4.70	
The Standard	Multi-Choice 5 Low Band \$15,000+	5 yrs	🔄	4.70	4.70	4.70	
National Life Group	RetireMax Secure 5 MVA Low Band \$25,000+	5 yrs		4.70	4.70	4.70	
Atlantic Coast Life	Safe Haven 5 - 86-90 \$5,000+	5 yrs	🔄	5.50	4.50	4.70	
Atlantic Coast Life	Safe Haven 5 FL \$5,000+	5 yrs	🔄	5.50	4.50	4.70	
Securian Financial	SecureOption Choice 5 Low Band \$25,000+	5 yrs		4.70	4.70	4.70	
Symetra Life Insurance Company	Symetra Select Max 5 Low Band \$10,000+	5 yrs		4.70	4.70	4.70	
Symetra Life Insurance Company	Symetra Select Max 5 Mid Band \$50,000+	5 yrs		4.70	4.70	4.70	
Symetra Life Insurance Company	Symetra Select Pro 5 GROP Mid Band \$100,000+	5 yrs		4.70	4.70	4.70	
Corebridge Financial	American Pathway Fixed 5 Annuity - GROP High Band \$100,000+	5 yrs		4.65	4.65	4.65	
The United States Life Ins. Co. (NY)	Corebridge Pathway Choice SM Prime NY 5 High Band \$249,999+	5 yrs		4.65	4.65	4.65	
The Standard	Focused Growth Annuity 5 Low Band \$15,000+	5 yrs	🔄	4.65	4.65	4.65	
The Standard	Multi-Choice 5 Interest Only Withdrawals Low Band \$15,000+	5 yrs	🔄	4.65	4.65	4.65	
Sentinel Security Life Ins. Co.	Personal Choice Annuity 5 \$2,500+	5 yrs	🔄	4.65	4.65	4.65	
Mutual of Omaha	Ultra - Secure Plus 5 Low Band \$5,000+	5 yrs	🔄	4.65	4.65	4.65	
The United States Life Ins. Co. (NY)	Corebridge Pathway Choice SM Prime NY 5 Mid Band \$99,999+	5 yrs		4.60	4.60	4.60	
The Standard	Multi-Choice 5 10% Withdrawal Provision Low Band \$15,000+	5 yrs	🔄	4.60	4.60	4.60	
National Life Group	RetireMax Secure 5 High Band \$100,000+	5 yrs		4.60	4.60	4.60	
Securian Financial	SecureOption Choice 5 CA Low Band \$25,000+	5 yrs		4.60	4.60	4.60	
Lincoln Financial	Lincoln MYGuarantee Plus 5 High Band \$100,000+	5 yrs		4.55	4.55	4.55	

MYGA Top Products

Carrier Name	Annuity Name	Years Rate GTD	Premium Bonus	Current Rate	Base Rate	GTD Yield Surrender	Premium Bonus
Sagicor Life Insurance Company	Milestone MYGA 5 CA <i>Low Band \$15,000+</i>	5 yrs		4.55	4.55	4.55	
Symetra Life Insurance Company	Symetra Select Pro 5 <i>Low Band \$10,000+</i>	5 yrs		4.55	4.55	4.55	
Symetra Life Insurance Company	Symetra Select Pro 5 <i>Mid Band \$50,000+</i>	5 yrs		4.55	4.55	4.55	
Corebridge Financial	American Pathway Fixed 5 Advisory <i>Low Band \$25,000+</i>	5 yrs		4.50	4.50	4.50	
Corebridge Financial	American Pathway VisionMYG 5 <i>High Band \$100,000+</i>	5 yrs		4.50	4.50	4.50	
American General Life Ins. Co.	American Pathway VisionMYG 5 <i>High Band \$100,000+</i>	5 yrs		4.50	4.50	4.50	
The United States Life Ins. Co. (NY)	Corebridge Pathway Choice™ Prime NY ROP 5 <i>High Band \$249,999+</i>	5 yrs		4.50	4.50	4.50	
National Life Group	Green Mountain Freedom 5 <i>\$100,000+</i>	5 yrs		4.50	4.50	4.50	
The Standard	Multi-Choice 5 10% Withdrawal Provision ROP <i>Low Band \$15,000+</i>	5 yrs		4.50	4.50	4.50	
Athene Annuity & Life Assurance Co. of New York	Athene Max Rate 5 MYGA - NY <i>High Band \$100,000+</i>	5 yrs		4.45	4.45	4.45	
The United States Life Ins. Co. (NY)	Corebridge Pathway Choice™ Prime NY ROP 5 <i>Mid Band \$99,999+</i>	5 yrs		4.45	4.45	4.45	
MassMutual Ascend Life Ins. Co.	SecureGain 5 <i>High Band \$100,000+</i>	5 yrs		4.45	4.20 4.30 4.40 4.50 4.60	4.45	
Ibexis	MYGA Plus 5 (Simple Interest) <i>Low Band \$10,000+</i>	5 yrs		4.85	4.85	4.44	
Sentinel Security Life Ins. Co.	Personal Choice Annuity 5 (FL) <i>\$2,500+</i>	5 yrs		4.40	4.40	4.40	
Protective Life	Balance Annuity 5 MYGA <i>Low Band \$10,000+</i>	5 yrs	2.50	6.45	3.85	4.36	2.50
The United States Life Ins. Co. (NY)	Corebridge Pathway Choice™ Focus NY 5 <i>High Band \$249,999+</i>	5 yrs		4.35	4.35	4.35	
Ibexis	MYGA Plus 5 (Simple Interest) CA <i>Low Band \$10,000+</i>	5 yrs		4.75	4.75	4.35	
Sentinel Security Life Ins. Co.	Personal Choice Annuity 5 MN <i>\$2,500+</i>	5 yrs		4.35	4.35	4.35	
Corebridge Financial	American Pathway Fixed 5 Annuity - No GROF with MVA <i>Low Band \$25,000+</i>	5 yrs		4.30	4.30	4.30	
Corebridge Financial	Corebridge Pathway Choice™ Fixed 5 Annuity <i>Low Band \$25,000+</i>	5 yrs		4.30	4.30	4.30	
Corebridge Financial	Corebridge Pathway Choice™ Fixed 5 Annuity GROF <i>Low Band \$25,000+</i>	5 yrs		4.30	4.30	4.30	
The United States Life Ins. Co. (NY)	Corebridge Pathway Choice™ Focus NY 5 <i>Mid Band \$99,999+</i>	5 yrs		4.30	4.30	4.30	
Sentinel Security Life Ins. Co.	Personal Choice Annuity 5 86-90 <i>\$2,500+</i>	5 yrs		4.30	4.30	4.30	

MYGA Top Products

Carrier Name	Annuity Name	Years Rate GTD	Premium Bonus	Current Rate	Base Rate	GTD Yield Surrender	Premium Bonus
National Life Group	RetireMax Secure 5 <i>Low Band \$25,000+</i>	5 yrs		4.30	4.30	4.30	
Athene Annuity & Life Assurance Co. of New York	Athene Max Rate 5 MYGA - NY <i>Low Band \$5,000+</i>	5 yrs		4.25	4.25	4.25	
Integrity Life Insurance Company	New Momentum 5 <i>\$5,000+</i>	5 yrs		4.85	4.10	4.25	
MassMutual Ascend Life Ins. Co.	SecureGain 5 No MVA <i>High Band \$100,000+</i>	5 yrs		4.25	4.00 4.10 4.20 4.30 4.40	4.25	
The United States Life Ins. Co. (NY)	Corebridge Pathway Choice™ Focus NY 5 ROP <i>High Band \$249,999+</i>	5 yrs		4.20	4.20	4.20	
Integrity Life Insurance Company	MultiVantage 5 <i>\$20,000+</i>	5 yrs		5.00	4.00	4.20	
National Integrity Life Ins.	MultiVantage 5 <i>\$20,000+</i>	5 yrs		5.00	4.00	4.20	
Sentinel Security Life Ins. Co.	Personal Choice Annuity 5 (CA) <i>\$2,500+</i>	5 yrs		4.20	4.20	4.20	
MassMutual Ascend Life Ins. Co.	SecureGain 5 <i>Low Band \$10,000+</i>	5 yrs		4.20	3.95 4.05 4.15 4.25 4.35	4.20	
Protective Life	Balance Annuity 5 MYGA with ROP <i>High Band \$100,000+</i>	5 yrs	1.00	4.99	3.95	4.16	1.00
The United States Life Ins. Co. (NY)	Corebridge Pathway Choice™ Focus NY 5 ROP <i>Mid Band \$99,999+</i>	5 yrs		4.15	4.15	4.15	
The United States Life Ins. Co. (NY)	Corebridge Pathway Choice™ Prime NY 5 <i>Low Band \$25,000+</i>	5 yrs		4.15	4.15	4.15	
MassMutual Ascend Life Ins. Co.	SecureGain 5 No MVA <i>Low Band \$10,000+</i>	5 yrs		4.15	3.90 4.00 4.10 4.20 4.30	4.15	
Corebridge Financial	American Pathway Fixed 5 Annuity - No GROF <i>Low Band \$25,000+</i>	5 yrs		4.10	4.10	4.10	
The United States Life Ins. Co. (NY)	Corebridge Pathway Choice™ Prime NY ROP 5 <i>Low Band \$25,000+</i>	5 yrs		4.00	4.00	4.00	
Revol One Financial	Excelera Plus 5 Year <i>\$50,000+</i>	5 yrs		4.00	4.00	4.00	
Sentinel Security Life Ins. Co.	Personal Choice Annuity 5 MN 86-90 <i>\$2,500+</i>	5 yrs		4.00	4.00	4.00	
Protective Life	Secure Saver 5 <i>Low Band \$10,000+</i>	5 yrs		4.00	4.00	4.00	
Symetra Life Insurance Company	Symetra Select Pro 5 GROF <i>Mid Band \$50,000+</i>	5 yrs		4.00	4.00	4.00	

MYGA Top Products

Carrier Name	Annuity Name	Years Rate GTD	Premium Bonus	Current Rate	Base Rate	GTD Yield Surrender	Premium Bonus
American General Life Ins. Co.	American Pathway VisionMYG 5 <i>Low Band \$25,000+</i>	5 yrs		3.90	3.90	3.90	
Corebridge Financial	American Pathway VisionMYG 5 <i>Low Band \$25,000+</i>	5 yrs		3.90	3.90	3.90	
Corebridge Financial	American Pathway Fixed 5 Annuity - GROF with MVA <i>Low Band \$25,000+</i>	5 yrs		3.85	3.85	3.85	
Amer. Equity Investment Life Ins. Co.	GuaranteeShield 5 <i>Mid Band \$100,000+</i>	5 yrs		3.85	3.85	3.85	
Amer. Equity Investment Life Ins. Co.	GuaranteeShield 5 <i>High Band \$250,000+</i>	5 yrs		3.85	3.85	3.85	
Corebridge Financial	American Pathway Fixed 5 Annuity - GROF <i>Low Band \$25,000+</i>	5 yrs		3.80	3.80	3.80	
Symetra Life Insurance Company	Symetra Select Pro 5 GROF <i>Low Band \$10,000+</i>	5 yrs		3.80	3.80	3.80	
SILAC	Secure Savings Elite 5 (FL) <i>\$10,000+</i>	5 yrs		3.75	3.75	3.75	
Protective Life	Balance Annuity 5 MYGA with ROP <i>Low Band \$10,000+</i>	5 yrs	1.00	4.48	3.45	3.66	1.00
Lincoln Financial	Lincoln MYGuarantee Plus 5 <i>Low Band \$10,000+</i>	5 yrs		3.65	3.65	3.65	
Amer. Equity Investment Life Ins. Co.	GuaranteeShield 5 <i>Low Band \$10,000+</i>	5 yrs		3.60	3.60	3.60	
Amer. Natl. Life Ins. Co. of NY	Palladium MYG 5 NY <i>High Band \$250,000+</i>	5 yrs		3.50	3.50	3.50	
SILAC	Secure Savings 5 Year <i>\$10,000+</i>	5 yrs		3.45	3.45	3.45	
Amer. Natl. Life Ins. Co. of NY	Palladium MYG 5 NY <i>Mid Band \$100,000+</i>	5 yrs		3.35	3.35	3.35	
The United States Life Ins. Co. (NY)	Corebridge Pathway Choice™ Focus NY 5 <i>Low Band \$25,000+</i>	5 yrs		3.25	3.25	3.25	
Amer. Natl. Life Ins. Co. of NY	Palladium MYG 5 NY <i>Low Band \$5,000+</i>	5 yrs		3.25	3.25	3.25	
The United States Life Ins. Co. (NY)	Corebridge Pathway Choice™ Focus NY 5 ROP <i>Low Band \$25,000+</i>	5 yrs		3.20	3.20	3.20	
Rate Guaranteed 6-Years							
Oxford Life Insurance Company	Multi-Select 6 <i>\$20,000+</i>	6 yrs		5.60	5.60	5.60	
Oceanview Life and Annuity	Harbourview 6 <i>Mid Band \$70,000+</i>	6 yrs		5.55	5.55	5.55	
Oceanview Life and Annuity	Harbourview 6 <i>High Band \$100,000+</i>	6 yrs		5.55	5.55	5.55	
Upstream Life	Secure Legacy 6 Year <i>\$10,000+</i>	6 yrs		5.55	5.55	5.55	
Nassau Life and Annuity Company	Nassau Simple Annuity 6 <i>\$5,000+</i>	6 yrs		5.50	5.50	5.50	
Upstream Life	Secure Legacy 6 Year NV <i>\$10,000+</i>	6 yrs		5.45	5.45	5.45	
Oceanview Life and Annuity	Harbourview 6 (CA) <i>Mid Band \$70,000+</i>	6 yrs		5.40	5.40	5.40	
Oceanview Life and Annuity	Harbourview 6 (CA) <i>High Band \$100,000+</i>	6 yrs		5.40	5.40	5.40	
American National Insurance Co.	Palladium MYG Annuity 6 <i>High Band \$250,000+</i>	6 yrs		5.35	5.35	5.35	

MYGA Top Products

Carrier Name	Annuity Name	Years Rate GTD	Premium Bonus	Current Rate	Base Rate	GTD Yield Surrender	Premium Bonus
Upstream Life	Secure Legacy 6 Year 81+ \$10,000+	6 yrs		5.30	5.30	5.30	
Sagicor Life Insurance Company	Milestone Max MYGA 6 High Band \$75,000+	6 yrs		5.25	5.25	5.25	
Oceanview Life and Annuity	Harbourview 6 Low Band \$20,000+	6 yrs		5.20	5.20	5.20	
Sagicor Life Insurance Company	Milestone MYGA 6 CA High Band \$100,000+	6 yrs		5.20	5.20	5.20	
American National Insurance Co.	Palladium MYG Annuity 6 Mid Band \$100,000+	6 yrs		5.20	5.20	5.20	
Upstream Life	Secure Legacy 6 Year 81+ NV \$10,000+	6 yrs		5.20	5.20	5.20	
American National Insurance Co.	Palladium MYG Annuity 6 Low Band \$5,000+	6 yrs		5.10	5.10	5.10	
EquiTrust Life Insurance Company	Certainty Select 6 \$10,000+	6 yrs		5.05	5.05	5.05	
Oceanview Life and Annuity	Harbourview 6 (CA) Low Band \$20,000+	6 yrs		5.05	5.05	5.05	
Sagicor Life Insurance Company	Milestone Max MYGA 6 Low Band \$25,000+	6 yrs		5.05	5.05	5.05	
Clear Spring Life	Preserve MYGA 6 High Band \$100,000+	6 yrs		5.05	5.05	5.05	
Pacific Guardian Life	Diamond Head 6 \$10,000+	6 yrs		5.00	5.00	5.00	
Sagicor Life Insurance Company	Milestone MYGA 6 CA Mid Band \$50,000+	6 yrs		5.00	5.00	5.00	
Atlantic Coast Life	Safe Haven 6 \$5,000+	6 yrs		5.65	4.65	4.82	
Clear Spring Life	Preserve MYGA 6 Low Band \$10,000+	6 yrs		4.75	4.75	4.75	
Atlantic Coast Life	Safe Haven 6 FL \$5,000+	6 yrs		5.55	4.55	4.72	
Sagicor Life Insurance Company	Milestone MYGA 6 CA Low Band \$15,000+	6 yrs		4.65	4.65	4.65	
Atlantic Coast Life	Safe Haven 6 - 86-90 \$5,000+	6 yrs		5.40	4.40	4.57	
American General Life Ins. Co.	American Pathway VisionMYG 6 High Band \$100,000+	6 yrs		4.50	4.50	4.50	
Corebridge Financial	American Pathway VisionMYG 6 High Band \$100,000+	6 yrs		4.50	4.50	4.50	
Guaranty Income Life	Guaranty Rate Lock 6 Mid Band \$100,000+	6 yrs		4.10	4.10	4.10	
Guaranty Income Life	Guaranty Rate Lock 6 High Band \$250,000+	6 yrs		4.10	4.10	4.10	
Integrity Life Insurance Company	New Momentum 6 \$5,000+	6 yrs		4.70	3.95	4.07	
Guaranty Income Life	Guaranty Rate Lock 6 Low Band \$10,000+	6 yrs		4.00	4.00	4.00	
Corebridge Financial	American Pathway VisionMYG 6 Low Band \$25,000+	6 yrs		3.90	3.90	3.90	
American General Life Ins. Co.	American Pathway VisionMYG 6 Low Band \$25,000+	6 yrs		3.90	3.90	3.90	
Amer. Natl. Life Ins. Co. of NY	Palladium MYG 6 NY High Band \$250,000+	6 yrs		3.90	3.90	3.90	
Amer. Natl. Life Ins. Co. of NY	Palladium MYG 6 NY Mid Band \$100,000+	6 yrs		3.75	3.75	3.75	

MYGA Top Products

Carrier Name	Annuity Name	Years Rate GTD	Premium Bonus	Current Rate	Base Rate	GTD Yield Surrender	Premium Bonus
Amer. Natl. Life Ins. Co. of NY	Palladium MYG 6 NY <i>Low Band \$5,000+</i>	6 yrs		3.65	3.65	3.65	
Rate Guaranteed 7-Years							
Nassau Life and Annuity Company	Nassau MYAnnuity 7X 0% Free <i>\$10,000+</i>	7 yrs		5.55	5.55	5.55	
Revol One Financial	Excelera 7 Year <i>\$50,000+</i>	7 yrs		5.45	5.45	5.45	
Oxford Life Insurance Company	Multi-Select 7 <i>\$20,000+</i>	7 yrs		5.45	5.45	5.45	
American National Insurance Co.	Palladium MYG Annuity 7 <i>High Band \$250,000+</i>	7 yrs		5.40	5.40	5.40	
Upstream Life	Secure Legacy 7 Year <i>\$10,000+</i>	7 yrs		5.40	5.40	5.40	
Axonic Insurance Services	Waypoint 7 MYGA <i>High Band \$100,000+</i>	7 yrs		5.40	5.40	5.40	
Nassau Life and Annuity Company	Nassau MYAnnuity 7X 10% Free <i>\$10,000+</i>	7 yrs		5.35	5.35	5.35	
Oceanview Life and Annuity	Harbourview 7 <i>Mid Band \$70,000+</i>	7 yrs		5.30	5.30	5.30	
Oceanview Life and Annuity	Harbourview 7 <i>High Band \$100,000+</i>	7 yrs		5.30	5.30	5.30	
Upstream Life	Secure Legacy 7 Year NV <i>\$10,000+</i>	7 yrs		5.30	5.30	5.30	
Aspida	Synergy Choice 7 <i>High Band \$100,000+</i>	7 yrs		5.30	5.30	5.30	
Sagicor Life Insurance Company	Milestone Max MYGA 7 <i>High Band \$75,000+</i>	7 yrs		5.25	5.25	5.25	
American National Insurance Co.	Palladium MYG Annuity 7 <i>Mid Band \$100,000+</i>	7 yrs		5.25	5.25	5.25	
Athene IA	Athene Max Rate 7 <i>High Band \$100,000+</i>	7 yrs		5.20	5.20	5.20	
Sagicor Life Insurance Company	Milestone MYGA 7 CA <i>High Band \$100,000+</i>	7 yrs		5.20	5.20	5.20	
Aspida	WealthLock 7 <i>High Band \$100,000+</i>	7 yrs		5.20	5.20	5.20	
Corebridge Financial	American Pathway Fixed 7 Advisory <i>High Band \$250,000+</i>	7 yrs		5.15	5.15	5.15	
Athene IA	Athene Max Rate 7 (state specific) <i>High Band \$100,000+</i>	7 yrs		5.15	5.15	5.15	
Oceanview Life and Annuity	Harbourview 7 (CA) <i>Mid Band \$70,000+</i>	7 yrs		5.15	5.15	5.15	
Oceanview Life and Annuity	Harbourview 7 (CA) <i>High Band \$100,000+</i>	7 yrs		5.15	5.15	5.15	
North American Company	NAC Guarantee Plus 7 <i>High Band \$100,000+</i>	7 yrs		5.15	5.15	5.15	
American National Insurance Co.	Palladium MYG Annuity 7 <i>Low Band \$5,000+</i>	7 yrs		5.15	5.15	5.15	
Upstream Life	Secure Legacy 7 Year 81+ <i>\$10,000+</i>	7 yrs		5.15	5.15	5.15	
Protective Life	Secure Saver 7 <i>High Band \$75,000+</i>	7 yrs		5.15	5.15	5.15	
Aspida	Synergy Choice 7 <i>Low Band \$25,000+</i>	7 yrs		5.15	5.15	5.15	
Liberty Bankers Life	Bankers Elite 7 CA <i>\$10,000+</i>	7 yrs		5.10	5.10	5.10	












MYGA Top Products

Carrier Name	Annuity Name	Years Rate GTD	Premium Bonus	Current Rate	Base Rate	GTD Yield Surrender	Premium Bonus
Guaranty Income Life	Guaranty Rate Lock 7 <i>Mid Band \$100,000+</i>	7 yrs		5.10	5.10	5.10	
Guaranty Income Life	Guaranty Rate Lock 7 <i>High Band \$250,000+</i>	7 yrs		5.10	5.10	5.10	
Liberty Bankers Life	Heritage Elite 7 <i>\$10,000+</i>	7 yrs		5.10	5.10	5.10	
Capitol Life Insurance Company	Heritage Elite 7 <i>\$10,000+</i>	7 yrs		5.10	5.10	5.10	
Sagicor Life Insurance Company	Milestone Max MYGA 7 <i>Low Band \$25,000+</i>	7 yrs		5.10	5.10	5.10	
Mutual of Omaha	Ultra Premier 7 <i>\$25,000+</i>	7 yrs		5.10	5.10	5.10	
Axonic Insurance Services	Waypoint 7 MYGA <i>Low Band \$20,000+</i>	7 yrs		5.10	5.10	5.10	
Corebridge Financial	American Pathway Fixed 7 Advisory <i>Mid Band \$100,000+</i>	7 yrs		5.05	5.05	5.05	
Liberty Bankers Life	Bankers 7 Premier CA <i>\$10,000+</i>	7 yrs		5.05	5.05	5.05	
Liberty Bankers Life	Heritage Premier 7 <i>\$10,000+</i>	7 yrs		5.05	5.05	5.05	
Capitol Life Insurance Company	Heritage Premier 7 <i>\$10,000+</i>	7 yrs		5.05	5.05	5.05	
Sagicor Life Insurance Company	Milestone MYGA 7 CA <i>Mid Band \$50,000+</i>	7 yrs		5.05	5.05	5.05	
Upstream Life	Secure Legacy 7 Year 81+ NV <i>\$10,000+</i>	7 yrs		5.05	5.05	5.05	
Symetra Life Insurance Company	Symetra Select Max 7 <i>High Band \$250,000+</i>	7 yrs		5.05	5.05	5.05	
Aspida	WealthLock 7 <i>Low Band \$25,000+</i>	7 yrs		5.05	5.05	5.05	
Capitol Life Insurance Company	Heritage Premier Plus 7 <i>\$10,000+</i>	7 yrs		5.90	4.90	5.04	
Liberty Bankers Life	Heritage Premier Plus 7 <i>\$10,000+</i>	7 yrs		5.90	4.90	5.04	
Pacific Guardian Life	Diamond Head 7 <i>\$10,000+</i>	7 yrs		5.00	5.00	5.00	
Fidelity & Guaranty Life	FG Guarantee-Platinum 7 <i>\$20,000+</i>	7 yrs		5.00	5.00	5.00	
Guaranty Income Life	Guaranty Rate Lock 7 <i>Low Band \$10,000+</i>	7 yrs		5.00	5.00	5.00	
NexAnnuity	Nex7 <i>\$10,000+</i>	7 yrs		5.00	5.00	5.00	
Global Atlantic Financial Group	SecureFore 7 <i>High Band \$100,000+</i>	7 yrs		5.00	5.00	5.00	
Securian Financial	SecureOption Choice 7 <i>High Band \$500,000+</i>	7 yrs		5.00	5.00	5.00	
Symetra Life Insurance Company	Symetra Select Max 7 <i>Mid Band \$100,000+</i>	7 yrs		5.00	5.00	5.00	
Athene IA	Athene Max Rate 7 <i>Low Band \$10,000+</i>	7 yrs		4.95	4.95	4.95	
The Standard	Focused Growth Annuity 7 <i>High Band \$100,000+</i>	7 yrs		4.95	4.95	4.95	
Oceanview Life and Annuity	Harbourview 7 <i>Low Band \$20,000+</i>	7 yrs		4.95	4.95	4.95	
Clear Spring Life	Preserve MYGA 7 <i>High Band \$100,000+</i>	7 yrs		4.95	4.95	4.95	

MYGA Top Products

Carrier Name	Annuity Name	Years Rate GTD	Premium Bonus	Current Rate	Base Rate	GTD Yield Surrender	Premium Bonus
Ibexis	MYGA Plus 7 (Simple Interest) <i>High Band \$100,000+</i>	7 yrs		5.70	5.70	4.91	
Athene IA	Athene Max Rate 7 (state specific) <i>Low Band \$10,000+</i>	7 yrs		4.90	4.90	4.90	
The Standard	Multi-Choice 7 <i>High Band \$100,000+</i>	7 yrs		4.90	4.90	4.90	
Securian Financial	SecureOption Choice 7 CA <i>High Band \$500,000+</i>	7 yrs		4.90	4.90	4.90	
Symetra Life Insurance Company	Symetra Select Pro 7 <i>High Band \$250,000+</i>	7 yrs		4.90	4.90	4.90	
ELCO Mutual Life & Annuity	Guardian Eagle 7 Year <i>\$10,000+</i>	7 yrs		4.85	4.85	4.85	
The Standard	Multi-Choice 7 Interest Only Withdrawals <i>High Band \$100,000+</i>	7 yrs		4.85	4.85	4.85	
North American Company	NAC Guarantee Plus 7 <i>Low Band \$20,000+</i>	7 yrs		4.85	4.85	4.85	
Securian Financial	SecureOption Choice 7 <i>Mid Band \$100,000+</i>	7 yrs		4.85	4.85	4.85	
Symetra Life Insurance Company	Symetra Select Pro 7 <i>Mid Band \$100,000+</i>	7 yrs		4.85	4.85	4.85	
Ibexis	MYGA Plus 7 (Simple Interest) CA <i>High Band \$100,000+</i>	7 yrs		5.60	5.60	4.84	
Oceanview Life and Annuity	Harbourview 7 (CA) <i>Low Band \$20,000+</i>	7 yrs		4.80	4.80	4.80	
The Standard	Multi-Choice 7 10% Withdrawal Provision <i>High Band \$100,000+</i>	7 yrs		4.80	4.80	4.80	
Protective Life	Secure Saver 7 <i>Mid Band \$25,000+</i>	7 yrs		4.80	4.80	4.80	
Mutual of Omaha	Ultra - Secure Plus 7 <i>High Band \$50,000+</i>	7 yrs		4.80	4.80	4.80	
Atlantic Coast Life	Safe Haven 7 <i>\$5,000+</i>	7 yrs		5.65	4.65	4.79	
Corebridge Financial	American Pathway Fixed 7 Annuity - No GROP with MVA <i>High Band \$100,000+</i>	7 yrs		4.75	4.75	4.75	
Liberty Bankers Life	Bankers 7 CA <i>\$10,000+</i>	7 yrs		4.75	4.75	4.75	
Corebridge Financial	Corebridge Pathway Choice™ Fixed 7 Annuity <i>Mid Band \$100,000+</i>	7 yrs		4.75	4.75	4.75	
Corebridge Financial	Corebridge Pathway Choice™ Fixed 7 Annuity <i>High Band \$250,000+</i>	7 yrs		4.75	4.75	4.75	
Corebridge Financial	Corebridge Pathway Choice™ Fixed 7 Annuity GROP <i>Mid Band \$100,000+</i>	7 yrs		4.75	4.75	4.75	
Corebridge Financial	Corebridge Pathway Choice™ Fixed 7 Annuity GROP <i>High Band \$250,000+</i>	7 yrs		4.75	4.75	4.75	
Liberty Bankers Life	Heritage Classic 7 <i>\$10,000+</i>	7 yrs		4.75	4.75	4.75	
Capitol Life Insurance Company	Heritage Classic 7 <i>\$10,000+</i>	7 yrs		4.75	4.75	4.75	
Global Atlantic Financial Group	SecureFore 7 <i>Low Band \$10,000+</i>	7 yrs		4.75	4.75	4.75	

MYGA Top Products

Carrier Name	Annuity Name	Years Rate GTD	Premium Bonus	Current Rate	Base Rate	GTD Yield Surrender	Premium Bonus
Securian Financial	SecureOption Choice 7 CA <i>Mid Band \$100,000+</i>	7 yrs		4.75	4.75	4.75	
Symetra Life Insurance Company	Symetra Select Pro 7 GROF <i>High Band \$250,000+</i>	7 yrs		4.75	4.75	4.75	
Corebridge Financial	American Pathway Fixed 7 Annuity - GROF with MVA <i>High Band \$100,000+</i>	7 yrs		4.70	4.70	4.70	
Corebridge Financial	American Pathway Fixed 7 Annuity - No GROF <i>High Band \$100,000+</i>	7 yrs		4.70	4.70	4.70	
Sagicor Life Insurance Company	Milestone MYGA 7 CA <i>Low Band \$15,000+</i>	7 yrs		4.70	4.70	4.70	
The Standard	Multi-Choice 7 10% Withdrawal Provision ROP <i>High Band \$100,000+</i>	7 yrs 		4.70	4.70	4.70	
Securian Financial	SecureOption Choice 7 <i>Low Band \$25,000+</i>	7 yrs		4.70	4.70	4.70	
Symetra Life Insurance Company	Symetra Select Max 7 <i>Low Band \$10,000+</i>	7 yrs		4.70	4.70	4.70	
Symetra Life Insurance Company	Symetra Select Max 7 <i>Mid Band \$50,000+</i>	7 yrs		4.70	4.70	4.70	
Symetra Life Insurance Company	Symetra Select Pro 7 GROF <i>Mid Band \$100,000+</i>	7 yrs		4.70	4.70	4.70	
Atlantic Coast Life	Safe Haven 7 FL <i>\$5,000+</i>	7 yrs 		5.55	4.55	4.69	
The United States Life Ins. Co. (NY)	Corebridge Pathway Choice™ Prime NY 7 <i>High Band \$249,999+</i>	7 yrs		4.65	4.65	4.65	
The Standard	Focused Growth Annuity 7 <i>Low Band \$15,000+</i>	7 yrs 		4.65	4.65	4.65	
Clear Spring Life	Preserve MYGA 7 <i>Low Band \$10,000+</i>	7 yrs 		4.65	4.65	4.65	
Mutual of Omaha	Ultra - Secure Plus 7 <i>Low Band \$5,000+</i>	7 yrs 		4.65	4.65	4.65	
The United States Life Ins. Co. (NY)	Corebridge Pathway Choice™ Prime NY 7 <i>Mid Band \$99,999+</i>	7 yrs		4.60	4.60	4.60	
The Standard	Multi-Choice 7 <i>Low Band \$15,000+</i>	7 yrs 		4.60	4.60	4.60	
Securian Financial	SecureOption Choice 7 CA <i>Low Band \$25,000+</i>	7 yrs		4.60	4.60	4.60	
Lincoln Financial	Lincoln MYGuarantee Plus 7 <i>High Band \$100,000+</i>	7 yrs		4.55	4.55	4.55	
The Standard	Multi-Choice 7 Interest Only Withdrawals <i>Low Band \$15,000+</i>	7 yrs 		4.55	4.55	4.55	
Symetra Life Insurance Company	Symetra Select Pro 7 <i>Low Band \$10,000+</i>	7 yrs		4.55	4.55	4.55	
Symetra Life Insurance Company	Symetra Select Pro 7 <i>Mid Band \$50,000+</i>	7 yrs		4.55	4.55	4.55	
Atlantic Coast Life	Safe Haven 7 - 86-90 <i>\$5,000+</i>	7 yrs 		5.40	4.40	4.54	
Ibexis	MYGA Plus 7 (Simple Interest) <i>Low Band \$10,000+</i>	7 yrs 		5.20	5.20	4.53	
Corebridge Financial	American Pathway Fixed 7 Advisory <i>Low Band \$25,000+</i>	7 yrs 		4.50	4.50	4.50	
Corebridge Financial	American Pathway Fixed 7 Annuity - GROF <i>High Band \$100,000+</i>	7 yrs		4.50	4.50	4.50	
Corebridge Financial	American Pathway VisionMYG 7 <i>High Band \$100,000+</i>	7 yrs 		4.50	4.50	4.50	

MYGA Top Products

Carrier Name	Annuity Name	Years Rate GTD	Premium Bonus	Current Rate	Base Rate	GTD Yield Surrender	Premium Bonus
American General Life Ins. Co.	American Pathway VisionMYG 7 High Band \$100,000+	7 yrs		4.50	4.50	4.50	
The United States Life Ins. Co. (NY)	Corebridge Pathway Choice™ Prime NY ROP 7 High Band \$249,999+	7 yrs		4.50	4.50	4.50	
The Standard	Multi-Choice 7 10% Withdrawal Provision Low Band \$15,000+	7 yrs		4.50	4.50	4.50	
Sentinel Security Life Ins. Co.	Personal Choice Annuity 7 \$2,500+	7 yrs		4.50	4.50	4.50	
MassMutual Ascend Life Ins. Co.	SecureGain 7 High Band \$100,000+	7 yrs		4.60	3.60	4.49	
					3.85		
					4.10		
					4.35		
					4.60		
4.85							
5.10							
Ibexis	MYGA Plus 7 (Simple Interest) CA Low Band \$10,000+	7 yrs		5.10	5.10	4.46	
Athene Annuity & Life Assurance Co. of New York	Athene Max Rate 7 MYGA - NY High Band \$100,000+	7 yrs		4.45	4.45	4.45	
The United States Life Ins. Co. (NY)	Corebridge Pathway Choice™ Prime NY ROP 7 Mid Band \$99,999+	7 yrs		4.45	4.45	4.45	
The Standard	Multi-Choice 7 10% Withdrawal Provision ROP Low Band \$15,000+	7 yrs		4.40	4.40	4.40	
Sentinel Security Life Ins. Co.	Personal Choice Annuity 7 (FL) \$2,500+	7 yrs		4.40	4.40	4.40	
MassMutual Ascend Life Ins. Co.	SecureGain 7 No MVA High Band \$100,000+	7 yrs		4.50	3.50	4.39	
					3.75		
					4.00		
					4.25		
					4.50		
4.75							
5.00							
Corebridge Financial	American Pathway Fixed 7 Annuity - No GROP with MVA Low Band \$25,000+	7 yrs		4.35	4.35	4.35	
The United States Life Ins. Co. (NY)	Corebridge Pathway Choice™ Focus NY 7 High Band \$249,999+	7 yrs		4.35	4.35	4.35	
MassMutual Ascend Life Ins. Co.	SecureGain 7 Low Band \$10,000+	7 yrs		4.45	3.45	4.34	
					3.70		
					3.95		
					4.20		
					4.45		
4.70							
4.95							
Corebridge Financial	American Pathway Fixed 7 Annuity - No GROP Low Band \$25,000+	7 yrs		4.30	4.30	4.30	

MYGA Top Products

Carrier Name	Annuity Name	Years Rate GTD	Premium Bonus	Current Rate	Base Rate	GTD Yield Surrender	Premium Bonus
Corebridge Financial	Corebridge Pathway Choice™ Fixed 7 Annuity <i>Low Band \$25,000+</i>	7 yrs		4.30	4.30	4.30	
Corebridge Financial	Corebridge Pathway Choice™ Fixed 7 Annuity GROF <i>Low Band \$25,000+</i>	7 yrs		4.30	4.30	4.30	
The United States Life Ins. Co. (NY)	Corebridge Pathway Choice™ Focus NY 7 <i>Low Band \$25,000+</i>	7 yrs		4.30	4.30	4.30	
MassMutual Ascend Life Ins. Co.	SecureGain 7 No MVA <i>Low Band \$10,000+</i>	7 yrs		4.40	3.40 3.65 3.90 4.15 4.40 4.65 4.90	4.29	
Athene Annuity & Life Assurance Co. of New York	Athene Max Rate 7 MYGA - NY <i>Low Band \$5,000+</i>	7 yrs		4.25	4.25	4.25	
The United States Life Ins. Co. (NY)	Corebridge Pathway Choice™ Prime NY 7 <i>Low Band \$25,000+</i>	7 yrs		4.25	4.25	4.25	
The United States Life Ins. Co. (NY)	Corebridge Pathway Choice™ Focus NY 7 ROP <i>High Band \$249,999+</i>	7 yrs		4.20	4.20	4.20	
Amer. Natl. Life Ins. Co. of NY	Palladium MYG 7 NY <i>High Band \$250,000+</i>	7 yrs	🔄	4.20	4.20	4.20	
Sentinel Security Life Ins. Co.	Personal Choice Annuity 7 (CA) <i>\$2,500+</i>	7 yrs	🔄	4.20	4.20	4.20	
Sentinel Security Life Ins. Co.	Personal Choice Annuity 7 MN <i>\$2,500+</i>	7 yrs	🔄	4.20	4.20	4.20	
The United States Life Ins. Co. (NY)	Corebridge Pathway Choice™ Focus NY 7 ROP <i>Mid Band \$99,999+</i>	7 yrs		4.15	4.15	4.15	
Sentinel Security Life Ins. Co.	Personal Choice Annuity 7 86-90 <i>\$2,500+</i>	7 yrs	🔄	4.15	4.15	4.15	
Integrity Life Insurance Company	MultiVantage 7 <i>\$20,000+</i>	7 yrs	🔄	5.00	4.00	4.14	
The United States Life Ins. Co. (NY)	Corebridge Pathway Choice™ Prime NY ROP 7 <i>Low Band \$25,000+</i>	7 yrs		4.10	4.10	4.10	
Amer. Natl. Life Ins. Co. of NY	Palladium MYG 7 NY <i>Mid Band \$100,000+</i>	7 yrs	🔄	4.05	4.05	4.05	
Protective Life	Secure Saver 7 <i>Low Band \$10,000+</i>	7 yrs		4.05	4.05	4.05	
National Integrity Life Ins.	MultiVantage 7 <i>\$20,000+</i>	7 yrs	🔄	4.90	3.90	4.04	
Integrity Life Insurance Company	SPDA Series II 7 <i>\$3,000+</i>	7 yrs		4.90	3.90	4.04	
Revol One Financial	Excelera Plus 7 Year <i>\$50,000+</i>	7 yrs	🔄	4.00	4.00	4.00	
Symetra Life Insurance Company	Symetra Select Pro 7 GROF <i>Mid Band \$50,000+</i>	7 yrs		4.00	4.00	4.00	
Integrity Life Insurance Company	New Momentum 7 <i>\$5,000+</i>	7 yrs	🔄	4.60	3.85	3.96	
National Integrity Life Ins.	New Momentum 7 <i>\$5,000+</i>	7 yrs		4.60	3.85	3.96	

MYGA Top Products

Carrier Name	Annuity Name	Years Rate GTD	Premium Bonus	Current Rate	Base Rate	GTD Yield Surrender	Premium Bonus
Corebridge Financial	American Pathway VisionMYG 7 Low Band \$25,000+	7 yrs		3.95	3.95	3.95	
American General Life Ins. Co.	American Pathway VisionMYG 7 Low Band \$25,000+	7 yrs		3.95	3.95	3.95	
Amer. Natl. Life Ins. Co. of NY	Palladium MYG 7 NY Low Band \$5,000+	7 yrs		3.95	3.95	3.95	
Corebridge Financial	American Pathway Fixed 7 Annuity - GROP with MVA Low Band \$25,000+	7 yrs		3.90	3.90	3.90	
Sentinel Security Life Ins. Co.	Personal Choice Annuity 7 MN 86-90 \$2,500+	7 yrs		3.85	3.85	3.85	
Corebridge Financial	American Pathway Fixed 7 Annuity - GROP Low Band \$25,000+	7 yrs		3.80	3.80	3.80	
Symetra Life Insurance Company	Symetra Select Pro 7 GROP Low Band \$10,000+	7 yrs		3.80	3.80	3.80	
Securian Financial	SecureOption Focus 7 (ROP) High Band \$100,000+	7 yrs		3.75	3.75	3.75	
Lincoln Financial	Lincoln MYGuarantee Plus 7 Low Band \$10,000+	7 yrs		3.65	3.65	3.65	
Securian Financial	SecureOption Focus 7 (ROP) Mid Band \$35,000+	7 yrs		3.65	3.65	3.65	
Securian Financial	SecureOption Focus 7 (ROP) Low Band \$10,000+	7 yrs		3.45	3.45	3.45	
The United States Life Ins. Co. (NY)	Corebridge Pathway Choice sm Focus NY 7 Mid Band \$99,999+	7 yrs		3.25	3.25	3.25	
The United States Life Ins. Co. (NY)	Corebridge Pathway Choice sm Focus NY 7 ROP Low Band \$25,000+	7 yrs		3.20	3.20	3.20	
The United States Life Ins. Co. (NY)	Assured Edge Income Builder \$25,000+	7 yrs		3.00	3.00	3.00	
Protective Life	Income Creator \$25,000+	7 yrs		2.65	2.65	2.65	
Rate Guaranteed 8-Years							
Oxford Life Insurance Company	Multi-Select 8 \$20,000+	8 yrs		5.20	5.20	5.20	
EquiTrust Life Insurance Company	Certainty Select 8 \$10,000+	8 yrs		5.10	5.10	5.10	
American National Insurance Co.	Palladium MYG Annuity 8 High Band \$250,000+	8 yrs		5.05	5.05	5.05	
Clear Spring Life	Preserve MYGA 8 High Band \$100,000+	8 yrs		4.95	4.95	4.95	
American National Insurance Co.	Palladium MYG Annuity 8 Mid Band \$100,000+	8 yrs		4.90	4.90	4.90	
Pacific Guardian Life	Diamond Head 8 \$10,000+	8 yrs		4.80	4.80	4.80	
American National Insurance Co.	Palladium MYG Annuity 8 Low Band \$5,000+	8 yrs		4.80	4.80	4.80	
Clear Spring Life	Preserve MYGA 8 Low Band \$10,000+	8 yrs		4.65	4.65	4.65	
Guaranty Income Life	Guaranty Rate Lock 8 Mid Band \$100,000+	8 yrs		4.10	4.10	4.10	
Guaranty Income Life	Guaranty Rate Lock 8 High Band \$250,000+	8 yrs		4.10	4.10	4.10	
Guaranty Income Life	Guaranty Rate Lock 8 Low Band \$10,000+	8 yrs		4.00	4.00	4.00	

MYGA Top Products

Carrier Name	Annuity Name	Years Rate GTD	Premium Bonus	Current Rate	Base Rate	GTD Yield Surrender	Premium Bonus
Rate Guaranteed 9-Years							
Liberty Bankers Life	Bankers Elite 9 CA \$10,000+	9 yrs		5.15	5.15	5.15	
Liberty Bankers Life	Heritage Elite 9 \$10,000+	9 yrs		5.15	5.15	5.15	
Capitol Life Insurance Company	Heritage Elite 9 \$10,000+	9 yrs		5.15	5.15	5.15	
Oxford Life Insurance Company	Multi-Select 9 \$20,000+	9 yrs	🔄	5.10	5.10	5.10	
Liberty Bankers Life	Heritage Premier 9 \$10,000+	9 yrs		5.05	5.05	5.05	
Capitol Life Insurance Company	Heritage Premier 9 \$10,000+	9 yrs		5.05	5.05	5.05	
American National Insurance Co.	Palladium MYG Annuity 9 High Band \$250,000+	9 yrs	🔄	5.05	5.05	5.05	
Capitol Life Insurance Company	Heritage Premier Plus 9 \$10,000+	9 yrs		5.93	4.93	5.04	
Liberty Bankers Life	Heritage Premier Plus 9 \$10,000+	9 yrs		5.92	4.92	5.03	
Securian Financial	SecureOption Choice 9 High Band \$500,000+	9 yrs		5.00	5.00	5.00	
Clear Spring Life	Preserve MYGA 9 High Band \$100,000+	9 yrs	🔄	4.95	4.95	4.95	
American National Insurance Co.	Palladium MYG Annuity 9 Mid Band \$100,000+	9 yrs	🔄	4.90	4.90	4.90	
Securian Financial	SecureOption Choice 9 CA High Band \$500,000+	9 yrs		4.90	4.90	4.90	
Securian Financial	SecureOption Choice 9 Mid Band \$100,000+	9 yrs		4.85	4.85	4.85	
Pacific Guardian Life	Diamond Head 9 \$10,000+	9 yrs	🔄	4.80	4.80	4.80	
American National Insurance Co.	Palladium MYG Annuity 9 Low Band \$5,000+	9 yrs	🔄	4.80	4.80	4.80	
Liberty Bankers Life	Heritage Classic 9 \$10,000+	9 yrs	🔄	4.75	4.75	4.75	
Capitol Life Insurance Company	Heritage Classic 9 \$10,000+	9 yrs	🔄	4.75	4.75	4.75	
Securian Financial	SecureOption Choice 9 CA Mid Band \$100,000+	9 yrs		4.75	4.75	4.75	
Securian Financial	SecureOption Choice 9 Low Band \$25,000+	9 yrs		4.70	4.70	4.70	
Clear Spring Life	Preserve MYGA 9 Low Band \$10,000+	9 yrs	🔄	4.65	4.65	4.65	
Securian Financial	SecureOption Choice 9 CA Low Band \$25,000+	9 yrs		4.60	4.60	4.60	
Guaranty Income Life	Guaranty Rate Lock 9 Mid Band \$100,000+	9 yrs	🔄	4.10	4.10	4.10	
Guaranty Income Life	Guaranty Rate Lock 9 High Band \$250,000+	9 yrs	🔄	4.10	4.10	4.10	
Guaranty Income Life	Guaranty Rate Lock 9 Low Band \$10,000+	9 yrs	🔄	4.00	4.00	4.00	
Rate Guaranteed 10-Years							
Oceanview Life and Annuity	Harbourview 10 Mid Band \$70,000+	10 yrs	🔄	5.55	5.55	5.55	

MYGA Top Products

Carrier Name	Annuity Name	Years Rate GTD	Premium Bonus	Current Rate	Base Rate	GTD Yield Surrender	Premium Bonus
Oceanview Life and Annuity	Harbourview 10 <i>High Band \$100,000+</i>	10 yrs		5.55	5.55	5.55	
Oceanview Life and Annuity	Harbourview 10 (CA) <i>Mid Band \$70,000+</i>	10 yrs		5.40	5.40	5.40	
Oceanview Life and Annuity	Harbourview 10 (CA) <i>High Band \$100,000+</i>	10 yrs		5.40	5.40	5.40	
Upstream Life	Secure Legacy 10 Year <i>\$10,000+</i>	10 yrs		5.40	5.40	5.40	
Upstream Life	Secure Legacy 10 Year NV <i>\$10,000+</i>	10 yrs		5.30	5.30	5.30	
Oceanview Life and Annuity	Harbourview 10 <i>Low Band \$20,000+</i>	10 yrs		5.20	5.20	5.20	
Axonic Insurance Services	Waypoint 10 MYGA <i>High Band \$100,000+</i>	10 yrs		5.20	5.20	5.20	
EquiTrust Life Insurance Company	Certainty Select 10 <i>\$10,000+</i>	10 yrs		5.15	5.15	5.15	
Upstream Life	Secure Legacy 10 Year 81+ <i>\$10,000+</i>	10 yrs		5.15	5.15	5.15	
Lincoln Financial	Lincoln MYGuarantee Plus 10 <i>High Band \$100,000+</i>	10 yrs		5.10	5.10	5.10	
Oxford Life Insurance Company	Multi-Select 10 <i>\$20,000+</i>	10 yrs		5.10	5.10	5.10	
Oceanview Life and Annuity	Harbourview 10 (CA) <i>Low Band \$20,000+</i>	10 yrs		5.05	5.05	5.05	
American National Insurance Co.	Palladium MYG Annuity 10 <i>High Band \$250,000+</i>	10 yrs		5.05	5.05	5.05	
Upstream Life	Secure Legacy 10 Year 81+ NV <i>\$10,000+</i>	10 yrs		5.05	5.05	5.05	
NexAnnuity	Nex10 <i>\$10,000+</i>	10 yrs		5.00	5.00	5.00	
American National Insurance Co.	Palladium MYG Annuity 10 <i>Mid Band \$100,000+</i>	10 yrs		4.90	4.90	4.90	
Clear Spring Life	Preserve MYGA 10 <i>High Band \$100,000+</i>	10 yrs		4.90	4.90	4.90	
Axonic Insurance Services	Waypoint 10 MYGA <i>Low Band \$20,000+</i>	10 yrs		4.90	4.90	4.90	
ELCO Mutual Life & Annuity	Guardian Eagle 10 Year <i>\$10,000+</i>	10 yrs		4.85	4.85	4.85	
Pacific Guardian Life	Diamond Head 10 <i>\$10,000+</i>	10 yrs		4.80	4.80	4.80	
American National Insurance Co.	Palladium MYG Annuity 10 <i>Low Band \$5,000+</i>	10 yrs		4.80	4.80	4.80	
The Standard	Focused Growth Annuity 10 <i>High Band \$100,000+</i>	10 yrs		4.65	4.65	4.65	
Atlantic Coast Life	Safe Haven 10 <i>\$5,000+</i>	10 yrs		5.55	4.55	4.65	
Clear Spring Life	Preserve MYGA 10 <i>Low Band \$10,000+</i>	10 yrs		4.60	4.60	4.60	
Atlantic Coast Life	Safe Haven 10 FL <i>\$5,000+</i>	10 yrs		5.45	4.45	4.55	
Corebridge Financial	American Pathway VisionMYG 10 <i>High Band \$100,000+</i>	10 yrs		4.50	4.50	4.50	
American General Life Ins. Co.	American Pathway VisionMYG 10 <i>High Band \$100,000+</i>	10 yrs		4.50	4.50	4.50	
Atlantic Coast Life	Safe Haven 10 - 86-90 <i>\$5,000+</i>	10 yrs		5.30	4.30	4.40	

MYGA Top Products

Carrier Name	Annuity Name	Years Rate GTD	Premium Bonus	Current Rate	Base Rate	GTD Yield Surrender	Premium Bonus
The Standard	Focused Growth Annuity 10 <i>Low Band \$15,000+</i>	10 yrs		4.35	4.35	4.35	
Sentinel Security Life Ins. Co.	Personal Choice Annuity 10 <i>\$2,500+</i>	10 yrs		4.35	4.35	4.35	
Amer. Natl. Life Ins. Co. of NY	Palladium MYG 10 NY <i>High Band \$250,000+</i>	10 yrs		4.30	4.30	4.30	
Sentinel Security Life Ins. Co.	Personal Choice Annuity 10 (FL) <i>\$2,500+</i>	10 yrs		4.25	4.25	4.25	
Integrity Life Insurance Company	MultiVantage 10 <i>\$20,000+</i>	10 yrs		5.05	4.05	4.15	
Amer. Natl. Life Ins. Co. of NY	Palladium MYG 10 NY <i>Mid Band \$100,000+</i>	10 yrs		4.15	4.15	4.15	
Guaranty Income Life	Guaranty Rate Lock 10 <i>Mid Band \$100,000+</i>	10 yrs		4.10	4.10	4.10	
Guaranty Income Life	Guaranty Rate Lock 10 <i>High Band \$250,000+</i>	10 yrs		4.10	4.10	4.10	
Amer. Natl. Life Ins. Co. of NY	Palladium MYG 10 NY <i>Low Band \$5,000+</i>	10 yrs		4.05	4.05	4.05	
Sentinel Security Life Ins. Co.	Personal Choice Annuity 10 (CA) <i>\$2,500+</i>	10 yrs		4.05	4.05	4.05	
Guaranty Income Life	Guaranty Rate Lock 10 <i>Low Band \$10,000+</i>	10 yrs		4.00	4.00	4.00	
National Integrity Life Ins.	MultiVantage 10 <i>\$20,000+</i>	10 yrs		4.90	3.90	4.00	
Sentinel Security Life Ins. Co.	Personal Choice Annuity 10 86-90 <i>\$2,500+</i>	10 yrs		4.00	4.00	4.00	
Corebridge Financial	American Pathway VisionMYG 10 <i>Low Band \$25,000+</i>	10 yrs		3.95	3.95	3.95	
American General Life Ins. Co.	American Pathway VisionMYG 10 <i>Low Band \$25,000+</i>	10 yrs		3.95	3.95	3.95	
Integrity Life Insurance Company	New Momentum 10 <i>\$5,000+</i>	10 yrs		4.60	3.85	3.92	
National Integrity Life Ins.	New Momentum 10 <i>\$5,000+</i>	10 yrs		4.60	3.85	3.92	
Lincoln Financial	Lincoln MYGuarantee Plus 10 <i>Low Band \$10,000+</i>	10 yrs		3.70	3.70	3.70	
Sentinel Security Life Ins. Co.	Personal Choice Annuity 10 MN 86-90 <i>\$2,500+</i>	10 yrs		3.50	3.50	3.50	
American General Life Ins. Co.	Assured Edge Income Achiever <i>\$25,000+</i>	10 yrs		2.25	2.25	2.25	
Rate Guaranteed 15-Years							
Upstream Life	Secure Legacy 15 Year <i>\$10,000+</i>	15 yrs		4.90	4.90	4.90	
Upstream Life	Secure Legacy 15 Year NV <i>\$10,000+</i>	15 yrs		4.80	4.80	4.80	
Upstream Life	Secure Legacy 15 Year 81+ <i>\$10,000+</i>	15 yrs		4.65	4.65	4.65	
Upstream Life	Secure Legacy 15 Year 81+ NV <i>\$10,000+</i>	15 yrs		4.55	4.55	4.55	

MYGA Top Products

Carrier Name	Annuity Name	Years Rate GTD	Premium Bonus	Current Rate	Base Rate	GTD Yield Surrender	Premium Bonus
Rate Guaranteed 20-Years							
Atlantic Coast Life	Safe Haven 20 \$5,000+	20 yrs ↻		3.40	3.40	4.15	
					3.40		
					3.40		
					3.40		
					3.40		
					3.40		
					3.90		
					3.90		
					3.90		
					3.90		
					3.90		
					4.40		
					4.40		
					4.40		
Atlantic Coast Life	Safe Haven 20 FL \$5,000+	20 yrs ↻		3.30	3.30	4.05	
					3.30		
					3.30		
					3.30		
					3.30		
					3.30		
					3.80		
					3.80		
					3.80		
					3.80		
					3.80		
					4.30		
					4.30		
					4.30		
4.30							
4.80							
4.80							
4.80							
4.80							
4.80							

MYGA Top Products

Carrier Name	Annuity Name	Years Rate GTD	Premium Bonus	Current Rate	Base Rate	GTD Yield Surrender	Premium Bonus
					3.15		
					3.15		
					3.15		
					3.15		
					3.15		
					3.65		
					3.65		
					3.65		
					3.65		
Atlantic Coast Life	Safe Haven 20 70-75 \$5,000+	20 yrs 		3.15	3.65	3.90	
					4.15		
					4.15		
					4.15		
					4.15		
					4.15		
					4.65		
					4.65		
					4.65		
					4.65		
					4.65		